

Charmed Adventure


2017 Embroidablock of the Month



Charmed Adventure Fabric and Thread Key

Without Optional Border

Fabric 1
Fabric 2
Fabric 3
Fabric 4
Fabric 5
Fabric 6
Accent



Video Link: <http://www.hoopsisters.com/charmed-adventure-videos/>

Photocopying, digitizing, and all other copying to "share" these instructions is strictly prohibited by law. Thank you for respecting the designer's copyright.



For more EmbroidaBlocks, please visit:

www.hoopsisters.com

Charmed Adventure

2017 Embroidablock of the Month



Charmed Adventure Fabric and Thread Key

Without Optional Border—Backing Fabric is non-pieced

9 Inch Blocks							Approx. Finished Size: 70" x 87.5"		
<u>Fabric 1</u>	<u>Fabric 2</u>	<u>Fabric 3</u>	<u>Fabric 4</u>	<u>Fabric 5</u>	<u>Fabric 6</u>	<u>Accent Fabric</u>	<u>Solid Backing Fabric*</u>	<u>Sashing</u>	<u>Binding</u>
5 yds	4 1/2 yds	1 1/2 yds.	2 1/2 yds.	1 1/2 yds.	1 7/8 yds.	3/4 yard	5 5/8 yds.	1 1/3 yds.	5/8 yd.

8 Inch Blocks							Approx. Finished Size: 62" x 87.5"		
<u>Fabric 1</u>	<u>Fabric 2</u>	<u>Fabric 3</u>	<u>Fabric 4</u>	<u>Fabric 5</u>	<u>Fabric 6</u>	<u>Accent Fabric</u>	<u>Solid Backing Fabric*</u>	<u>Sashing</u>	<u>Binding</u>
4 1/2 yds.	4 yds.	1 1/4 yds.	2 1/3 yds.	1 1/4 yds.	1 3/4 yds.	3/4 yard	5 yds.	1 1/4 yds.	5/8 yd.

7 Inch Blocks							Approx. Finished Size: 55 1/4" x 69"		
<u>Fabric 1</u>	<u>Fabric 2</u>	<u>Fabric 3</u>	<u>Fabric 4</u>	<u>Fabric 5</u>	<u>Fabric 6</u>	<u>Accent Fabric</u>	<u>Solid Backing Fabric*</u>	<u>Sashing</u>	<u>Binding</u>
3 5/8 yd	2 7/8 yds.	1 yd.	2 yds.	1 yd.	1 1/4 yds.	5/8 yard	3 5/8 yds.	1 yd.	1/2 yd.

6 Inch Blocks							Approx. Finished Size: 46" x 57 1/2"		
<u>Fabric 1</u>	<u>Fabric 2</u>	<u>Fabric 3</u>	<u>Fabric 4</u>	<u>Fabric 5</u>	<u>Fabric 6</u>	<u>Accent Fabric</u>	<u>Solid Backing Fabric*</u>	<u>Sashing</u>	<u>Binding</u>
3 yds.	2 1/2 yds.	7/8 yd.	1 1/3 yds.	3/4 yd.	1 1/8 yds.	1/2 yard	2 3/4 yds.	7/8 yd.	1/2 yd.

5 Inch Blocks							Approx. Finished Size: 39 1/4" x 49"		
<u>Fabric 1</u>	<u>Fabric 2</u>	<u>Fabric 3</u>	<u>Fabric 4</u>	<u>Fabric 5</u>	<u>Fabric 6</u>	<u>Accent Fabric</u>	<u>Solid Backing Fabric*</u>	<u>Sashing</u>	<u>Binding</u>
2 5/8 yd.	2 yds.	5/8 yd.	1 1/4 yds.	2/3 yd.	1 1/8 yds.	1/2 yard	2 yds.	7/8 yd.	3/8 yd.

*For pieced backing instead of solid, substitute yardages from Page 5.

Charmed Adventure


2017 Embroidablock of the Month



Charmed Adventure Fabric and Thread Key

With Optional Border

Fabric 1
Fabric 2
Fabric 3
Fabric 4
Fabric 5
Fabric 6
Accent



Video Link: <http://www.hoopsisters.com/charmed-adventure-videos/>

Photocopying, digitizing, and all other copying to "share" these instructions is strictly prohibited by law. Thank you for respecting the designer's copyright.



For more EmbroidaBlocks, please visit:

www.hoopsisters.com

Charmed Adventure

2017 Embroidablock of the Month



Charmed Adventure Fabric and Thread Key

With Optional Border—Backing Fabric is non-pieced

9 Inch Blocks							Approx. Finished Size: 87 1/2" x 105"		
<u>Fabric 1</u>	<u>Fabric 2</u>	<u>Fabric 3</u>	<u>Fabric 4</u>	<u>Fabric 5</u>	<u>Fabric 6</u>	<u>Accent fabric</u>	<u>Solid Backing</u>	<u>Sashing</u>	<u>Binding</u>
6 7/8 yds.	4 1/2 yds.	1 1/2 yds.	3 5/8 yds.	1 1/2 yds.	1 7/8 yds.	3/4 yd.	8 1/3 yds.	2 yds.	7/8 yd.

8 Inch Blocks							Approx. Finished Size: 77 1/2" x 93"		
<u>Fabric 1</u>	<u>Fabric 2</u>	<u>Fabric 3</u>	<u>Fabric 4</u>	<u>Fabric 5</u>	<u>Fabric 6</u>	<u>Accent fabric</u>	<u>Solid Backing</u>	<u>Sashing</u>	<u>Binding</u>
6 1/8 yds.	4 yds.	1 1/4 yds.	3 1/4 yds.	1 1/4 yds.	1 3/4 yds.	3/4 yd.	7 1/2 yds.	1 3/4 yds.	3/4 yd.

7 Inch Blocks							Approx. Finished Size: 69" x 83"		
<u>Fabric 1</u>	<u>Fabric 2</u>	<u>Fabric 3</u>	<u>Fabric 4</u>	<u>Fabric 5</u>	<u>Fabric 6</u>	<u>Accent fabric</u>	<u>Solid Backing</u>	<u>Sashing</u>	<u>Binding</u>
5 yds.	3 yds.	1 yds.	2 7/8 yds.	1 yd.	1 1/4 yds.	5/8 yd.	5 1/3 yds.	1 5/8 yds.	5/8 yd.

6 Inch Blocks							Approx. Finished Size: 57 1/2" x 69"		
<u>Fabric 1</u>	<u>Fabric 2</u>	<u>Fabric 3</u>	<u>Fabric 4</u>	<u>Fabric 5</u>	<u>Fabric 6</u>	<u>Accent fabric</u>	<u>Solid Backing</u>	<u>Sashing</u>	<u>Binding</u>
4 1/8 yds.	2 5/8 yds.	7/8 yd.	2 yds.	3/4 yd.	1 1/8 yds.	1/2 yd.	4 yds.	1 1/3 yds.	1/2 yd.

5 Inch Blocks							Approx. Finished Size: 49" x 59"		
<u>Fabric 1</u>	<u>Fabric 2</u>	<u>Fabric 3</u>	<u>Fabric 4</u>	<u>Fabric 5</u>	<u>Fabric 6</u>	<u>Accent fabric</u>	<u>Solid Backing</u>	<u>Sashing</u>	<u>Binding</u>
3 5/8 yds.	2 1/8 yds.	5/8 yds.	1 2/3 yds.	2/3 yd.	1 1/8 yds.	1/2 yd.	3	1 1/8 yds.	1/2 yd.

*For pieced backing instead of solid, substitute yardages from Page 5.


Charmed Adventure

2017 Embroidablock of the Month



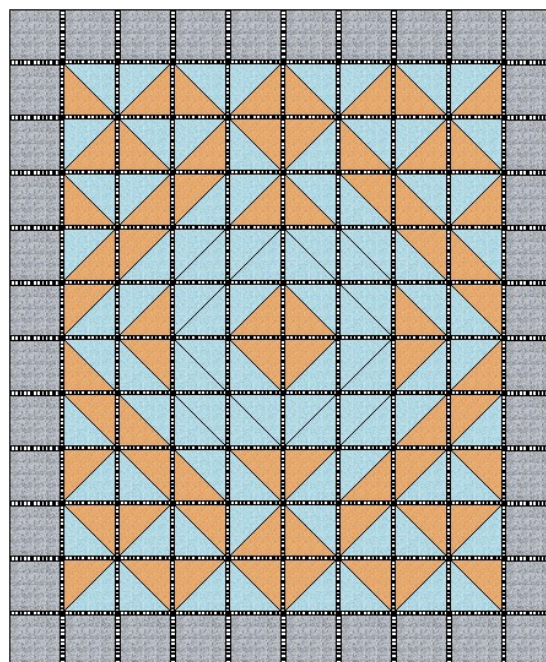
Charmed Adventure Quilt with Pieced Half-Square Triangle Backing (Pieced backing)

Without Optional Border, sashing not shown



See [Charmed Adventure Back](#) document for cutting and assembling half square triangle backs.

With Optional Border and sashing



Block Size	Color 1	Color 2
9 Inch	2 2/3 yds.	2 2/3 yds.
8 Inch	2 1/2 yds.	2 1/2 yds.
7 Inch	2 1/4 yds.	2 1/4 yds.
6 Inch	1 3/4 yds.	1 3/4 yds.
5 Inch	1 1/2 yds.	1 1/2 yds.

Block Size	Color 1	Color 2	Border Color
9 Inch	2 2/3 yds.	2 2/3 yds.	2 7/8 yds.
8 Inch	2 1/2 yds.	2 1/2 yds.	2 1/2 yds.
7 Inch	2 1/4 yds.	2 1/4 yds.	1 5/8 yds.
6 Inch	1 3/4 yds.	1 3/4 yds.	1 1/2 yds.
5 yds.	1 1/2 yds.	1 1/2 yds.	1 yd.

Substitute the above Backing Yardages for the "Solid Backing Fabric" if pieced backing is desired on your quilt.

Video Link: <http://www.hoopsisters.com/charmed-adventure-videos/>

Charmed Adventure

2017 Embroidablock of the Month



Charmed Adventure Fabric and Thread Key

Swatch Sheet

Fabric 1

Place Swatch Here

Fabric 2

Place Swatch Here

Fabric 3

Place Swatch Here

Fabric 4

Place Swatch Here

Fabric 5

Place Swatch Here

Fabric 6

Place Swatch Here

Backing

Place Swatch Here

Sashing

Place Swatch Here

Binding

Place Swatch Here

Battilizer-No Border

9" - 16-18 yds.

8" - 16-18 yds.

7" - 15-16 yds.

6" - 15 yds.

5" - 14 yds.

Battilizer-with Border

9" - 25 yds.

8" - 25 yds.

7" - 23-25 yds.

6" - 22 yds.

5" - 20 yds.

Optional Dream

Wool® Batting

9" - Queen

8" - Double

7" - Twin

6" - Twin

5" - Throw

Miscellaneous Threads:

Polyester Embroidery Threads Recommended

Embroidery Bobbin Thread

Water Soluble Thread

Neutral Thread

Thread A _____ Slightly darker
than Fabric 1

Thread B _____ Match Fabric 2

Thread C _____ Match Fabric 3

Thread D _____ Match Fabric 4

Thread E _____ Match Fabric 5

Thread F _____ Match Fabric 6

Accent

Thread _____ Something
unexpected, take a chance (we
used black)

Battilizer Yardages are approximate. Actual
yardages cannot be calculated due to hoop sizes.

Video Link: <http://www.hoopsisters.com/charmed-adventure-videos/>